

KENDRIS

eSERVICES

eInvestmentReporting – let your portfolio speak



As a leading Swiss partner for Family Office, Trust and Fiduciary Services, we at KENDRIS do accounting on an expert level. It is therefore the accounting data with its deep granularity of details that makes the KENDRIS investment reporting services unique among its competitors.

When looking after your wealth or the one of a family or an institution, you face the challenge of having an appropriate overview in order to monitor the total assets and its allocation. Our interactive and user-friendly eInvestmentReporting solution provides you with the perfect tool to meet these objectives.

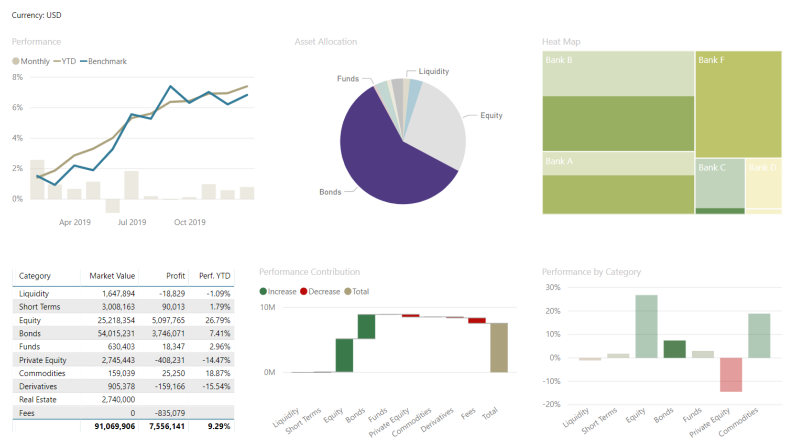
Key features:

- Portfolio consolidation
- Independent pricing and performance calculation
- Interactive reporting on cutting edge technology
- Fully customisable to your needs

Main benefits:

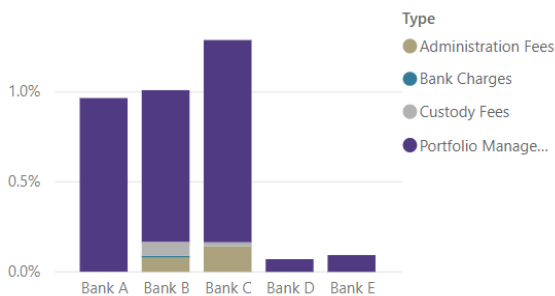
- Transparent reporting based on consolidated accounting data
- Full supervision of your financial situation
- Inclusion of non-bankable assets
- Transparency on all costs incurred
- Accessibility of data from everywhere and at any time

KENDRIS eInvestmentReporting

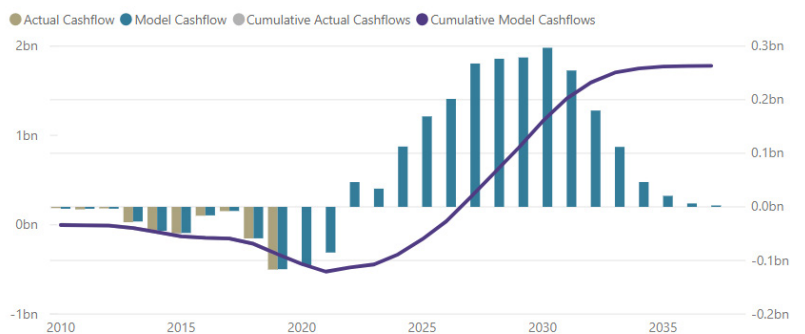


The consolidated eInvestmentReporting is fully based on aggregated accounting data. This does not only guarantee full transparency of all types of fees and expenses, it also allows to reconcile the data with other accounting outputs. Enriched with data from various sources, we are able to include non-bankable assets such as private equity investments, real estate, art works or even an old-timer collection.

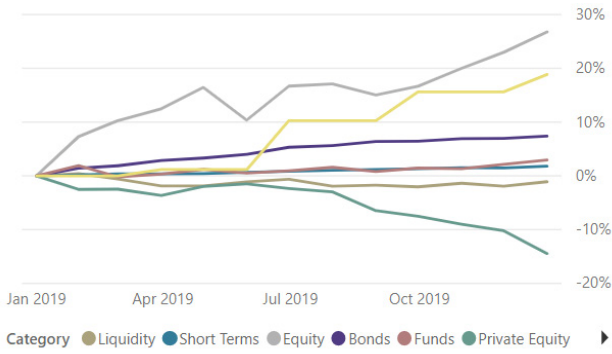
Explicit Costs



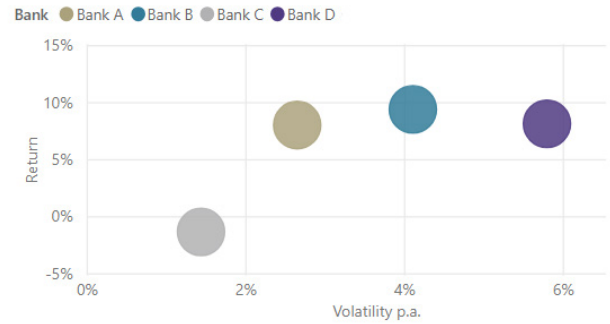
Private Equity Investments



Performance by Category



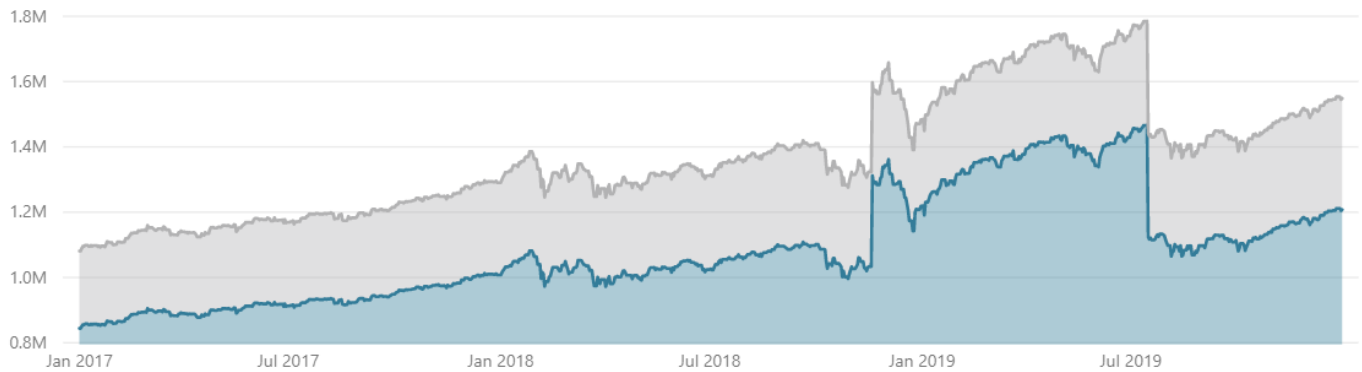
Risk / Return



Access your consolidated portfolio anytime and from everywhere to supervise and control the financial situation of your organisation and your asset managers' activities. Find out which manager achieved the highest performance and in which asset class they excel. How does it look like if you also consider the risk they took? Control all fees charged and analyse the trading activities. Is your portfolio invested in accordance with the defined strategy?

Use our intuitive eInvestmentReporting solution to find the answers on such crucial questions. Start with a consolidated overview, slice and dice your portfolio and drill down to the individual holdings and transactions. Should you still not find what you are looking for, let us know and we will customise your reporting to your specific needs.

Bank: Bank B, Bank C



Transaction History

Date	Bank	Transaction Type	Cur	Quantity	Price	Amount Cur	FX Rate	Costs	Withldg Tax	Investment
30.04.2019	Bank B	Dividend		4,876.00		4,208.89	1.0000	901.90	901.90	-5,110.79
21.06.2019	Bank C	Dividend		1,060.00		1,062.28	1.0000	227.63	227.63	-1,289.91
21.06.2019	Bank B	Dividend		4,876.00		4,886.48	1.0000	1,047.10	1,047.10	-5,933.58
16.07.2019	Bank B	Sell		1,124.00	299.86	336,527.10	1.0000	515.54		-336,527.10
01.10.2019	Bank C	Dividend		1,060.00		1,026.65	1.0000	219.99	220.00	-1,246.65
01.10.2019	Bank B	Dividend		3,752.00		3,633.94	1.0000	778.70	778.70	-4,412.64
Total								12,143.14	9,679.72	-102,848.66

Contact Persons



Marcel Hofer
 Head Service Line AIR
 +41 58 450 58 25
 m.hofer@kendris.com



Matthias Geissmann
 Head Reporting
 +41 58 450 51 33
 m.geissmann@kendris.com



KENDRIS



Member of TREUHAND | SUISSE

KENDRIS is controlled by the self-regulatory organization of the Association for Quality Assurance in Financial Services, Financial Services Standards Association (VQF), which is supervised by the Swiss Financial Market Supervisory Authority (FINMA). This document has been prepared by KENDRIS solely for information purposes. It does not constitute an offer or advice. KENDRIS shall neither expressly nor tacitly accept a guarantee for the accuracy or completeness of the information contained in this document. KENDRIS shall not accept liability or responsibility for any damage resulting from the use of this document or of parts thereof.